



WWW.HHGNET.COM

HOME GARDEN

THE
KITCHEN
AND THE
GAZEBO

**SOLID SURFACE SHOWER
& COUNTERTOP COMBO**

**CAESARSTONE QUARTZ
COUNTERTOP REMODEL**

REMODEL
IT RIGHT
EXPO

AUG. 12-14!

Issue 6



Hawaii Home & Garden Network

Publisher, Editor & CEO – Rick Presser

Chief Technology Officer – Vess Kavrakov

Contributing Writers – Andy Beth Miller, Jenee Dana

Contributing Photographers – Ryan Siphers, Cris Johnson

Sales & Marketing – Rick Presser

Aloha Hawaii Home & Garden Network,

August means different things to different people on Hawaii. For surfers, it's hoping for a strong close to the South Shore surf season. For university students, it means several more weeks before going back to Manoa or heading back to the mainland. For homeowners, it can be a reminder to start, or to stop procrastinating, the planning of their home remodel. That reminder comes in the form of BIA Hawaii's "Remodel It Right Expo" at Neal Blaisdell Exhibition Hall from August 12-14. [Click here for more details.](#)

One of the mainstay companies with booths at the show is Homeowners Design Center. Year in and year out, you can find them at both BIA Hawaii's trade shows, the other being the big Home Building & Remodeling Show in January. Be sure to stop by their booth if you've got some remodeling questions or need advice on some new remodeling trends for 2016. To get your creative juices flowing, check out their work with multiple spaces in the new home construction, "The Kitchen and the Gazebo." And don't miss out on kitchen designer Randall Omoto's kitchen remodeling advice presentation at the show. The date and times are Sat., Aug. 13 at 5pm and 7:30pm and on Sun., Aug. 14 at 2pm.

Another annual fixture at both trade shows is Hawaii's premier solid surface designer INSOLID. You usually can't miss their big multi-faceted black banner floating high above their giant booth space. For a preview on how they can help you with a complete shower renovation or a bathroom remodel, read the details in "Solid Surface Shower & Countertop Combo." Owner Scott Allen will also be giving a presentation on bathroom remodeling advice at the show. The date and times are Sat., Aug. 13 at 11:15am and 7pm and Sun., Aug. 14 at 12pm.

The popularity of quartz seems to grow year-after-year. It's durability and easy to care for characteristics, combined with a wide variety of dazzling looks, makes it a great surface material for any kitchen. The folks at Hawaii Kitchen & Bath makes a kitchen pop with elegance using Caesarstone quartz for its countertops. The project is a great example of how closely Hawaii Kitchen & Bath works with the homeowner's entire design/build team to create a modern looking kitchen with some old fashioned touches.

Finally, we have another gift card contest to help finish out the summer. We can all probably use more than a few things to say goodbye to summer, so we thought a \$50 gift card from amazon.com could help. You just need to have the right answer to the contest question.

[Click here to watch the video with the contest answer.](#)

[Click here to see the contest rules.](#)

[Click here to go to the contest entry page.](#)

If you want to get some great advice on both kitchen and bathroom remodeling at one stop, you don't want to miss those two shows back-to-back at the Remodel It Right Expo on Sat. Aug. 13 at 7pm from two of the market leaders in the industry: Homeowners Design Center and INSOLID. They're always packed with some great insights from folks who have been doing it a long time.

Have a great, safe and fun August!

Mahalo,
Rick Presser
Publisher
rpresser@hhgnet.com

THE KITCHEN *AND* THE GAZEBO



Featuring Homeowners Design Center
Written by Andy Beth Miller
Photographs by Ryan Siphers

Looking to address some tricky areas within his new kitchen and home construction, one Oahu homeowner was referred by a trusted friend to Homeowners Design Center, a full-service company which helped him find solutions that are both highly functional and stylish.



A new home construction that featured a mid-range cabinet line by Diamond, using different finishes in different rooms.

One of the challenges the team faced for both the kitchen and gazebo areas, both adjacent to the pool area, was possible water damage being an undeniable factor to consider. “We actually built a platform (in the gazebo), and then set the cabinets on that in order to raise them above the floor level,” explains designer Jessica Omoto. The bold black granite used for the countertop of the gazebo cabinetry serves as a stark and stylish contrast and focal point that draws the eyes as well. The bathroom near the gazebo was also infused with some extra character, via the incorporation of a furniture-style sink, complete with countertop and feet.



Cabinets in the gazebo set on a raised platform to prevent water damage.

For the sink in the gazebo powder room, Homeowners Design Center created a furniture piece by removing the toe kick space and adding feet.





A vinyl plank that has the look of natural wood was used in the kitchen and the adjoining rooms leading out to the pool area due to constant water exposure.

Within the kitchen, also adjacent to the pool and prone to water-soaked foot traffic, the owner wanted flooring that looked like natural wood, yet could withstand the constant exposure to water. Homeowners Design Center found the perfect fit in their choice of natural wood-looking vinyl plank. As for the cabinets, "The homeowner was wanting something that was a little better than your contractor-allowed cabinetry," explains Omoto, going with a mid-range Diamond line.

Choosing a lovely, classic cherry wood for the cabinets in the kitchen and throughout the house, Homeowners Design Center was then able to add a bit of variation in order to differentiate between each room by utilizing a different finish upon each. User-friendly and durable, yet still decorative, engineered quartz was chosen for the kitchen countertops, and a different color of the same Cambria brand for the gazebo bathroom. Also added were some of the popular features in cabinets today, which included soft closing doors and drawers, gorgeous KitchenAid appliances (including separate built-in oven and cooktops) and touch latches on the back side of the cabinets on the island.



VIDEOS

The Kitchen and the Gazebo



BLOG

Kitchen Remodel Triple Sizes It



COMPANY PROFILE PAGE

To learn more about Homeowners Design Center

MAKING YOUR DREAMS COME TRUE

Your modern Hawaii lifestyle awaits, at the Homeowners Design Center, Hawaii's best remodeling and new construction resource for cabinets, flooring, window coverings, countertops and more.



FIRST PLACE
HAWAII'S
BEST
2014
Awarded by the Star Advertiser



Homeowners
Design Center

CABINETS | COUNTERTOPS | FLOORING | CARPET | WINDOW COVERINGS

1030 Kohou St Ste 201 Honolulu, HI • 808-847-0216
homeownersdesign.com

SOLID SURFACE SHOWER & COUNTERTOP COMBO

Featuring INSOLID
Written by Jenee Dana
Photographs by INSOLID

INSOLID was hired through a design company that was building the new addition to a Hawaii Kai couple's home because of their expertise with custom, seamless, solid surface showers and countertops and integrating them with walk-in bathtubs. They created nothing short of a custom masterpiece that will be enjoyed by the couple as they age with grace.

Many people don't realize that the shower, walls, floor, shower seat, window returns and the paneling around the bathtub, the entire walk-in bathtub area, is one, continuous, seamless, solid surface unit. There is no connection or joint that has any silicon or caulking. Scott Allen, owner of INSOLID, recalls, "It was quite the undertaking to have all those parts come together in one seamless connection."



A solid surface shower & countertop combination surrounds a walk-in bathtub.



The entire walk-in bathtub area is one seamless solid surface unit, including the walls, the shower floor, the window casings and bathtub enclosure.

Adding to the uniqueness of this custom addition is the showerhead positioning in the 90-degree inside corner. The solid surface seat and the safety bars are situated perfectly so the couple can still enjoy a shower from a seated position. Not only does this look elegant, it serves as a great aging-in-place feature as the lovely couple grows old together.

Allen doesn't accept anything short of perfection, all the way down to the smallest detail. INSOLID ensured that the seamless, solid surface, shower floor is completely flush with the tile. They also designed a small return glass panel to box in the showering area, so the couple wouldn't need a swinging door. This gives an open and modern feel to the new addition.



Solid surface shower floor is flush with the tile flooring.



Allen says that with any new addition project, you want to make sure you hire contractors who can execute your vision and communicates with everyone involved on the project. INSOLID worked with the wife to ensure her exact designs, down to the measurements of the small solid surface backsplash, were done to satisfaction. They also worked with the homeowner's very talented designer, bringing his meticulous drawings to life. The couple was so happy with INSOLID's work that they hired them for a future project.

In all, the solid surface portion of this bathroom addition cost about \$16,000.

To see more projects by INSOLID, or to find out how they can help you with your solid surface project, click on the 'Company Profile Page' media button on page 13.



VIDEOS

INSOLID, Experts in Solid Surface Design



BLOG

Custom, Solid Surface, Bathroom Remodel Exudes Spa Appeal, \$15.5K



COMPANY PROFILE PAGE

To learn more about INSOLID

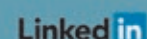


Clean, Solid, Seamless...Showers

"I Love My Shower,
it's So Clean
...it's Perfect!"



- Certified Aging in Place Designs, CAPS
- Advanced Solid Surfaces
- Shower and Tub Systems
- Easiest to clean
- No grout, fiberglass, stains, mold or mildew
- Tub to Shower Conversions
- ADA, Low-curb & No-curb Custom Shower Pans
- Commercial and wholesale available



INSOLIDHAWAII.COM • 808.676.5522 • LIC# C-30597
Showroom at 94-425 Maikoiko St. • FREE ESTIMATES

CAESARSTONE QUARTZ COUNTERTOP REMODEL


Featuring Hawaii Kitchen & Bath

Written by Andy Beth Miller

Photographs by Cris Johnson

**Have a challenging countertop
you want restyled?
The experts at Hawaii Kitchen
& Bath are here to help.**

One recent project – stylish kitchen countertops done in Caesarstone quartz, portrays just how the company works closely with the homeowners' entire design/build team to create a cohesively beautiful finished product.





Caesarstone quartz countertop remodel can be a little more challenging to work with over regular solid surface material.

“ The designer wanted to create a very clean-lined space using the back splash behind the cooking area and wood upper bar ” as the color break.

CRIS JOHNSON
CO-OWNER OF
HAWAII KITCHEN & BATH
AND LEED GREEN ASSOCIATE



Handling seam lines around other objects within the countertop space requires extra care.



“It can be very difficult working with a material like (Caesarstone quartz),” Johnson continued, contributing to the level of expertise needed due to the fact that the material can’t be shaped like a regular solid surface, and seam lines can create problems and be

more visible if not handled correctly. “We had to wrap the quartz around the post with a very tight seam, but it turned out great!”

Designer: Jhi Quann Wroe
Contractor: Parker Builders



COMPANY PROFILE PAGE

To learn more about Hawaii Kitchen & Bath



- Kitchen & Bath
- Cabinets & Countertops
- Stone & Solid Surface

Specializing in custom cabinets and solid surface countertops since 1997. Solid Surface & Quartz Countertops. Custom Cabinet Production. Custom Shower Pans & Shower/ Tub Walls.



201 Kapaa Quarry Place
Unit 7A, Kailua, Hawaii
808 261 0357
www.hawaiikitchenandbath.com